

4422 004 15931  
04/15  
Printed in the Netherlands  
Data subject to change

## SmartBalance Free floor standing

FS484F LED45S/830 PSD-T MLO  
FS484F LED45S/830 PSD-T MLO ACL  
FS484F LED113S/830 PSD-T MLO SW  
FS484F LED113S/830 PSD-T MLO ACL

FS484F LED45S/840 PSD-T MLO  
FS484F LED45S/840 PSD-T MLO ACL  
FS484F LED118S/840 PSD-T MLO SW  
FS484F LED118S/840 PSD-T MLO ACL

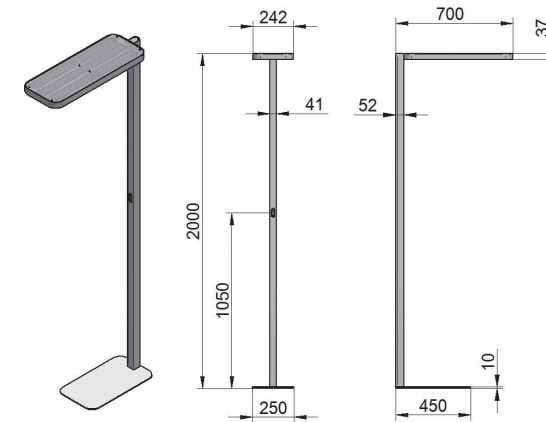
### Installation instructions

Instructions de montage    Instrucciones de montaje    Kokoonpano- ja kiinnitysohjeet    Szerelési utasítások  
Montageanleitung    Instruções de montagem    Montaj yönergeleri    Návod k montáži  
Montage instructie    Monteringsinstruktioner    Οδηγίες συναρμολόγησης    ИНСТРУКЦИЯ ПО МОНТАЖУ  
Istruzioni di montaggio    Monteringsvejledning    Instrukcja montażu    Návod k montáži

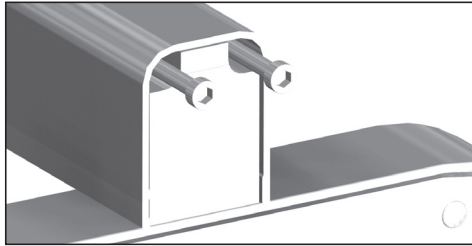
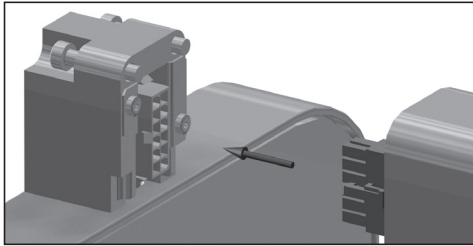
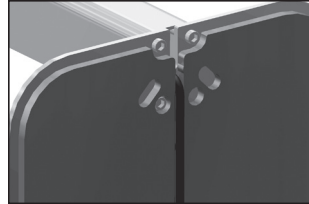

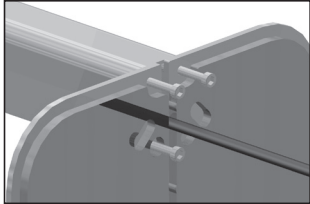
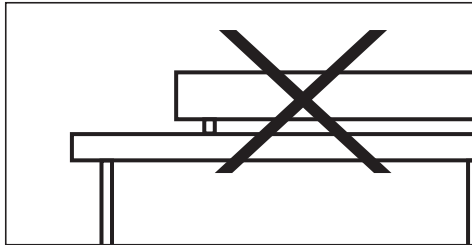
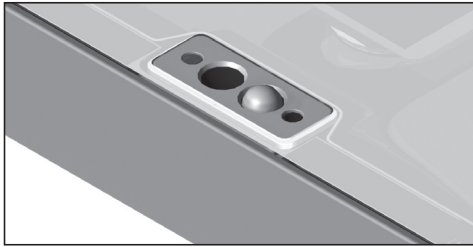


	kg	min	max	IP..	⊕	Cable length (m)
FS484F LED45S	16.5	10	40	40	o	2.5
FS484F LED45S ACL	16.6	10	40	40	o	2.5
FS484F LED113S SW	16.9	10	40	40	o	2.5
FS484F LED113S ACL	16.9	10	40	40	o	2.5
FS484F LED118S SW	16.9	10	40	40	o	2.5
FS484F LED118S ACL	16.9	10	40	40	o	2.5

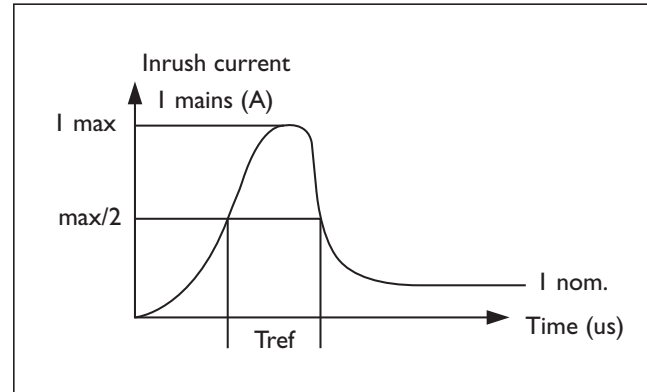
Main dimensions (mm)



## ACL = ActiLume



FS484F SmartBalance Free floor standing	
Inrush Current Peak	50 (max) A
Mains current pulse time half peak	2ms
Earth leakage current	0,7 (max) mA
Max luminaires on MCB (16A type B)	10 max
Number of luminaires connected to one 30mA residual current detector	10 max



## Maintenance instructions

To assure the lighting quality of this unique LED lighting concept there are only a few instructions regarding the maintenance of this luminaire:

- Do not touch electronic components!  
**Electronic components are under high voltage.**  
Electronic components are ESD sensitive.
- During installation or when maintaining the luminaire always use static free gloves to avoid marks on the luminaire.
- To remove dirt and spots use the following:
  - o Dust: only use micro fiber cloths
  - o Fingerprints, etc.: use a cleaner for synthetic materials with antistatic properties.
- Do not stare into the LED light beam.
- This luminaire should not be used for illumination during building activities due to dirt and dust contamination.



### FS484F SW



Operation	
Switch on luminaire	Briefly press lower/upper key
Switch off luminaire	Briefly press lower/upper key
Manually adjust illuminance	Press and hold lower/upper key
Dimming (1-100%)	Until the desired level is set

### FS484F and FS484F ACL



Operation	
Switch on luminaire	Briefly press key
Switch off luminaire	Briefly press key
Manually adjust illuminance	Press and hold key
Dimming (1-100%)	Until the desired level is set